

# Plank-Time Vector Normalization



By Trent Carter  
Date: 3/15/2025  
#Publishable

## **Is Planck Time Normalization Unique or Novel?**

The concept of Planck time normalization involves taking a position or displacement vector and normalizing it over Planck time—the smallest physically meaningful unit of time, approximately  $10^{-44}$  seconds. This process yields a direction vector, stripping away magnitude to focus solely on the direction of motion at each instant. While vector normalization is a well-established technique in physics and mathematics (e.g., used in defining unit vectors), applying it specifically over Planck time to simplify motion and potentially visualize higher-dimensional spaces like 4D spacetime is not a standard approach in mainstream physics textbooks or common frameworks like special relativity.

In typical physics, motion is often analyzed over infinitesimal time intervals (e.g., in calculus-based kinematics or relativity), but tying normalization explicitly to Planck time—a quantum-scale constant rooted in fundamental physics—introduces a specific twist. This could be considered novel in the context of conceptualizing motion or aiding visualization, especially if you developed it independently as a tool for understanding complex phenomena. However, without an exhaustive literature review, it's hard to say definitively whether this exact idea has been proposed elsewhere in niche areas of theoretical physics or quantum gravity. For now, it appears to be a creative and potentially unique application of normalization, particularly in the context of our earlier discussion about 4D spacetime and relativity.

## **Visualization of Four Dimensions with Time as the Fourth Dimension**

Planck-time normalization offers a novel advantage in visualizing four-dimensional spacetime (three spatial dimensions plus time) by reducing complexity to directional information at each quantum-scale instant. In traditional visualization methods, comprehending four-dimensional interactions is challenging due to our cognitive constraints limited primarily to three-dimensional experiences. By using Planck-time normalization, motion vectors at each instant become purely directional, simplifying complex 4D interactions into sequential, discrete snapshots of directional states.

This simplification can greatly enhance visualization. Each instant, separated by a Planck-time interval, captures a distinct "frame" of directional data. By stacking or sequencing these frames, one can visualize a clearer trajectory through four-dimensional spacetime, making it easier to conceptualize events and interactions occurring across both space and time. Essentially, this approach converts an otherwise overwhelming continuous 4D experience into manageable discrete steps that reflect instantaneous directional orientations. This methodology can be particularly beneficial for educational purposes, advanced simulations, or theoretical explorations of spacetime structures, aiding physicists and students alike in developing intuition about higher-dimensional dynamics.

## **Abstract Summary**

**"The Planck time normalization concept normalizes position or displacement vectors over Planck time to focus on direction, simplifying motion to one dimension at each instant. This approach may provide a unique tool for visualizing complex spaces like 4D spacetime, offering a fresh perspective on motion and dimensions in physics."**

## **Conclusion**

In summary, Planck time normalization seems to be a unique or novel idea in the way it combines a standard mathematical technique (normalization) with a fundamental physical constant (Planck time) to address motion and visualization challenges. It's an intriguing perspective that could offer new ways to think about higher-dimensional physics, even if its full originality would require further investigation against existing literature.

Use plank-time normalization to illustrate the old verses new way to visualize the concepts from the book *Relativity Visualized* by Lewis Carroll Epstein

### **Key Takeaway:**

A central insight from *Relativity Visualized* by Lewis Carroll Epstein is that **everything constantly moves through four-dimensional spacetime at the speed of light**. Time acts as the fourth dimension alongside the three dimensions of space. Objects at rest move entirely through this time dimension at maximum speed. However, when an object moves through space, some of its total motion shifts from the time dimension to the spatial dimensions. Yet, the combined speed through all four dimensions—space plus time—always remains exactly equal to the speed of light.

### **Epstein's Visualization (Traditional):**

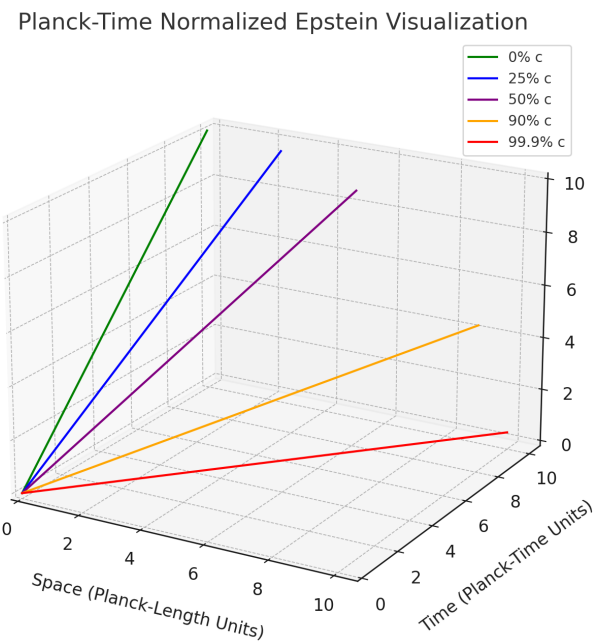
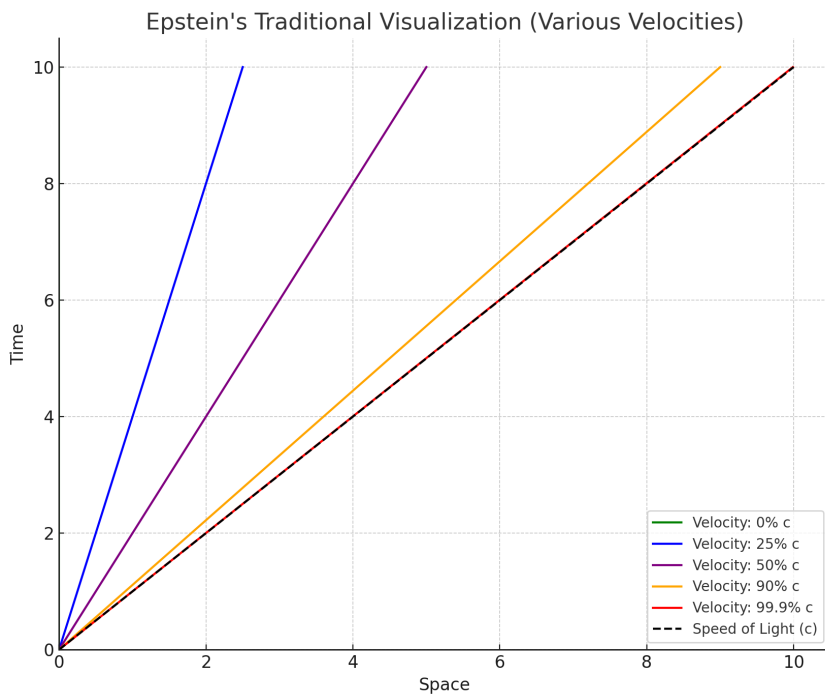
- Horizontal axis: Distance (space)
- Vertical axis: Time
- Diagonal (hypotenuse): Speed of light (constant)

### **New Planck-Time Normalized Visualization:**

- Horizontal axis: Distance normalized by **Planck length**
- Vertical axis: Time measured in **Planck-time units**
- Third axis (Z-axis): Represents Epstein's "constant interval," directly visualizing how events remain on a consistent "interval" via the Pythagorean relationship.

Here is the revised visualization with labels fully visible:

- **Left (Epstein's Traditional Visualization)** clearly distinguishes velocities relative to the speed of light.
- **Right (Planck-Time Normalized Epstein Visualization)** offers a clearer, 3D perspective of the same velocities, explicitly illustrating how interval shrinks as velocities approach the speed of light.



The horizontal axis on the Plank-Time graph represents the **"Spacetime Interval,"** which measures the total combined motion through both space and time. According to Epstein's visualization approach, every object always moves through spacetime at a constant overall speed—the speed of light. This axis thus shows how movement through space affects the amount of motion left for progressing through time. When an object moves faster through space, it experiences less passage through time, preserving the total spacetime motion at a constant value.

## Visualization 1: "The Spacetime Budget"

### Explanation:

Imagine your total speed through spacetime as a fixed "budget." At rest, your entire budget goes into traveling through time. As you begin moving through space, you must spend part of your budget moving spatially, leaving less available for time. Using Planck-Length, each step you take through space directly reduces your step through time, ensuring your total movement remains constant at the speed of light.

### Illustration:

#### ● Pie Chart

- Each slice shows the proportion spent on space versus time at different velocities (0%, 25%, 50%, 90%, 99.9% of c).
- Faster speed shrinks the "time" slice, expanding the "space" slice.

## Visualization 2: "Spacetime Step Ladder"

### Explanation:

Visualize your motion through spacetime as climbing a ladder. Each rung represents a fixed interval of Planck-time. When stationary, you climb straight up the ladder (fully through time). As your speed through space increases, the ladder tilts, requiring you to move horizontally (through space) as well as upward (through time). Yet, each step remains precisely one Planck-length in

total spacetime distance, preserving the combined speed at exactly the speed of light.

### Illustration:

#### ● Tilted Ladder Diagram

- Vertical ladder at rest, progressively tilted ladder for increasing velocities, clearly showing how space-motion steals from time-motion.

## Visualization 3: "Spacetime Sphere"

### Explanation:

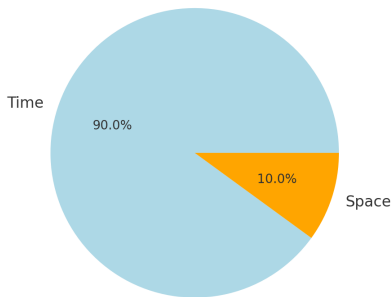
Think of your total available motion as moving across the surface of a sphere whose radius equals one Planck-length per Planck-time step (the speed of light). At rest, you move entirely upward along the vertical axis (time). As your spatial velocity increases, your path across the sphere tilts sideways into space dimensions. No matter how you tilt or rotate, your total movement stays locked to the sphere's surface, always moving exactly at the speed of light.

### Illustration:

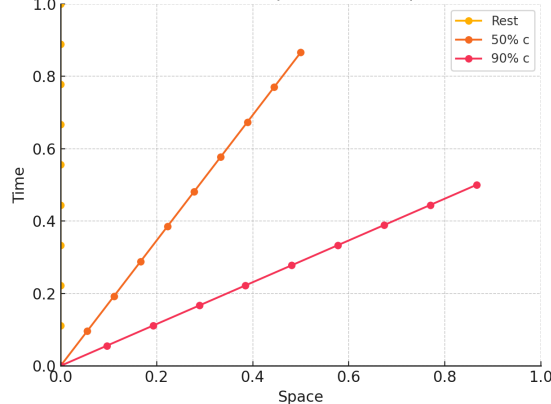
#### ● Sphere with Arrows

- Sphere shows fixed radius representing total spacetime motion.
- Arrows pointing straight up (pure time), gradually tilting sideways (more space), but always constrained to the sphere's surface.

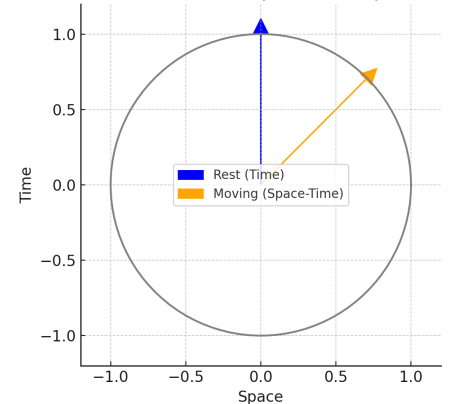
Visualization 1: Spacetime Budget (low speed)



Visualization 2: Spacetime Step Ladder



Visualization 3: Spacetime Sphere



### 1. Spacetime Budget (Pie Chart):

- Demonstrates allocation between space and time clearly at lower velocities.

### 2. Spacetime Step Ladder (Tilted Ladder):

- Visually illustrates how moving through space affects your progression through time, tilting the ladder as velocity increases.

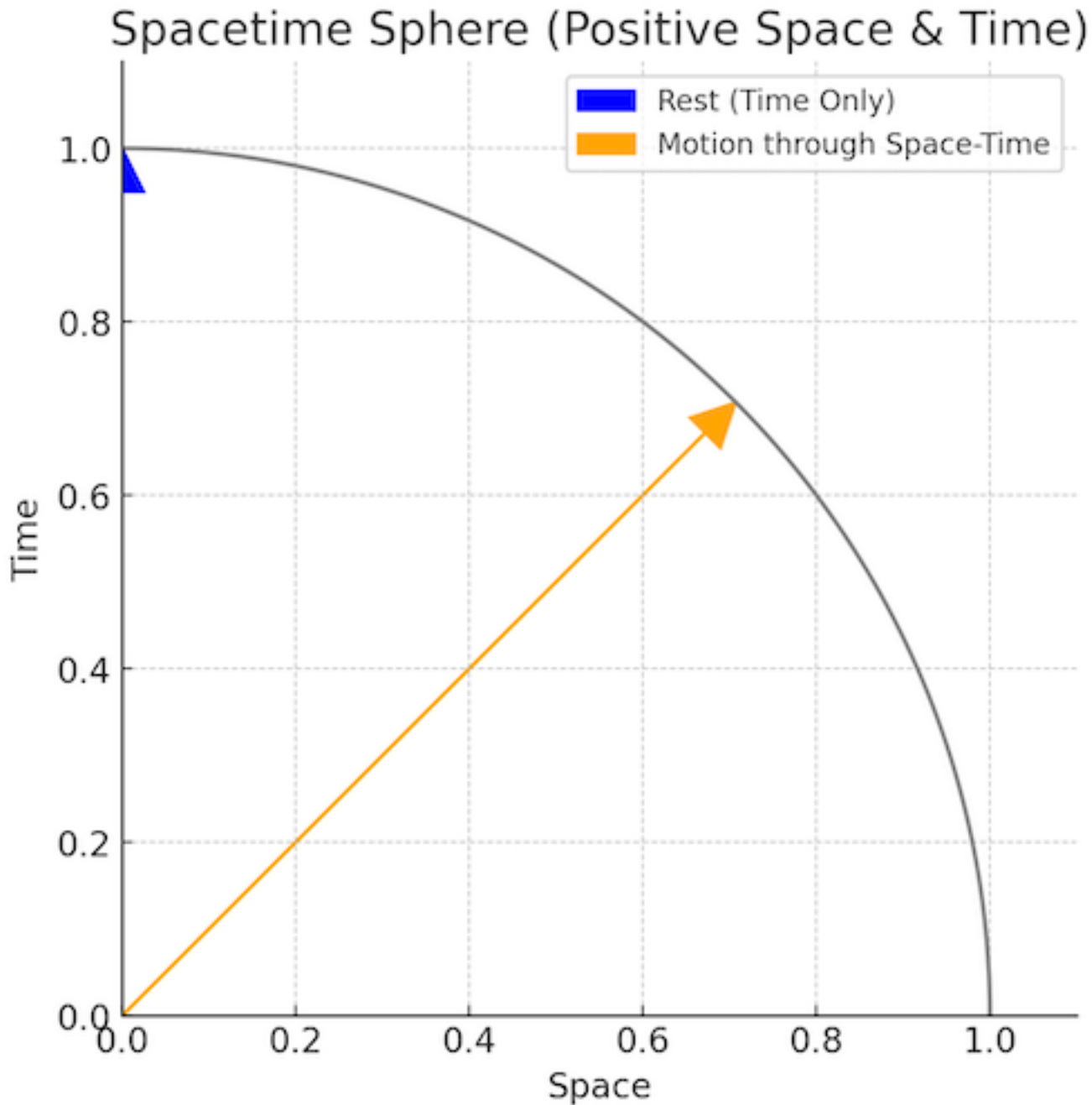
### 3. Spacetime Sphere:

- Shows clearly how your combined motion always remains on the sphere's surface (speed of light), shifting from pure time to a mix of space and time as your velocity increases.

Simplified Sphere making it clear that you can only go forward in time and space:

both space and time are positive:

- The **vertical blue arrow** shows motion purely through time at rest.
- The **orange arrow** clearly illustrates motion through both space and time, with the total always constrained on the sphere's surface (representing the speed of light).



Here is an attempt to link Planck-Time to Epstein's work:

## **Visualizing Constant Motion Through Spacetime: A Planck-Time Normalized Approach Inspired by Lewis Carroll Epstein**

### **1. Introduction: Bridging Planck-Scale Concepts and Relativistic Visualization**

Albert Einstein's theory of relativity has fundamentally reshaped our comprehension of the universe, most notably through its assertion that space and time are not independent entities but are instead unified into a four-dimensional continuum known as spacetime . This framework

posits that the familiar three spatial dimensions are interwoven with time, creating a fabric within which all physical phenomena occur. While the concept of spacetime is central to modern physics, its abstract nature presents significant challenges for intuitive understanding, as our everyday experiences are rooted in a seemingly separate perception of space and time. The visualization of motion within this four-dimensional construct, particularly at relativistic speeds, often requires a departure from classical intuition .

Lewis Carroll Epstein's "Relativity Visualized" stands out as a notable endeavor to address these visualization difficulties. Eschewing complex mathematical equations, Epstein employs diagrams, analogies, and logical puzzles to convey the core principles of relativity to a broader audience, including those without a strong mathematical background . His work has been recognized for its success in making intricate relativistic concepts accessible, focusing on key ideas such as the constant speed of light and the relativity of simultaneity . A central theme in Epstein's visualization is the concept that everything in the universe is in constant motion through four-dimensional spacetime at the speed of light . This implies that an object appearing stationary in three-dimensional space is, in fact, moving entirely through the time dimension at this maximum speed, and any motion through space necessitates a reduction in its rate of movement through time . This fundamental reinterpretation of motion and rest within the relativistic framework highlights a deep interconnectedness between movement in space and progression through time, governed by a universal speed limit.

Building upon Epstein's visual approach, this paper introduces the concept of Planck time normalization as a potentially novel tool to further enhance the visualization of this core relativistic principle. Planck time normalization involves scaling vectors representing motion by the Planck time, the smallest physically meaningful unit of time. This process yields a direction vector, focusing on the instantaneous direction of motion at the most fundamental temporal scale. This method may offer a unique perspective on visualizing the constant motion through spacetime by examining it through the lens of quantum-scale discreteness. The objectives of this research paper are threefold: first, to thoroughly explore the concept of Planck time normalization; second, to illustrate how this concept can be applied to visualize Epstein's idea of constant motion through spacetime; and third, to propose at least three new novel concepts for illustrating this idea, considering both standard four-dimensional visualization and the Planck-time framework.

## **2. Foundational Concepts: Relativity, Planck Scale, and Normalization**

### **2.1 Lewis Carroll Epstein's Visualization of Relativity:**

In his book "Relativity Visualized," Lewis Carroll Epstein adopts a distinct pedagogical strategy to elucidate the complexities of special and general relativity . Rather than relying on the mathematical formalism that typically accompanies these theories, Epstein prioritizes visual aids, intuitive analogies, and logical puzzles designed to engage the reader in the process of understanding . For instance, the book employs diagrams to illustrate phenomena like time

dilation, where the passage of time differs for observers in relative motion, and length contraction, where objects appear shorter in the direction of their motion at high speeds. Epstein also delves into the counter-intuitive concept of the relativity of simultaneity, demonstrating how events that appear simultaneous in one frame of reference may not be so in another. A key aspect of Epstein's approach is his emphasis on the distinction between what an observer perceives and what is actually measured in different inertial frames, a crucial element for grasping the nuances of relativity. Reviews of "Relativity Visualized" consistently praise its clarity and effectiveness in providing an intuitive grasp of relativistic principles, even for those without a background in physics or mathematics.

Epstein's visualization of spacetime often involves diagrams where one axis represents spatial distance and the other represents time. In these spacetime diagrams, the invariant speed of light is depicted as a diagonal line with a constant slope, signifying its universal and unchanging nature regardless of the observer's motion. To further aid visualization, Epstein rewrites fundamental equations, such as the spacetime interval equation ( $dt^2 - dx^2 = d\tau^2$ ), in forms that lend themselves to geometric interpretation, for example,  $dt^2 = d\tau^2 + dx^2$ , allowing the use of the Pythagorean theorem to understand the relationship between coordinate time ( $dt$ ), proper time ( $d\tau$ ), and spatial distance ( $dx$ ). This transformation of mathematical relationships into geometric ones makes them more accessible to individuals who may find abstract mathematical reasoning challenging.

While Epstein's techniques offer significant advantages in terms of accessibility and intuitive understanding, they also have potential limitations. The simplification inherent in analogies and two-dimensional representations of four-dimensional spacetime might, in some cases, lead to an oversimplification of complex phenomena. Fully capturing the intricacies of four-dimensional spacetime within a two-dimensional diagram is inherently difficult, and the reliance on analogies, while helpful, necessitates a clear understanding of their boundaries to avoid misconceptions. Nevertheless, Epstein's work demonstrates the considerable power of visual representations in conveying the often counter-intuitive concepts of relativity to a broad audience.

## 2.2 The Significance of Planck Time and Planck Length:

Planck time, denoted as  $t_{P}$ , represents the smallest unit of time that is considered physically meaningful and measurable, with an approximate value of  $5.39 \times 10^{-44}$  seconds. This fundamental unit of time is derived from a combination of three fundamental physical constants: the speed of light in a vacuum ( $c$ ), the gravitational constant ( $G$ ), and the reduced Planck constant ( $\hbar$ ). Specifically, Planck time is the duration it takes for a photon traveling at the speed of light to traverse a distance equal to one Planck length.

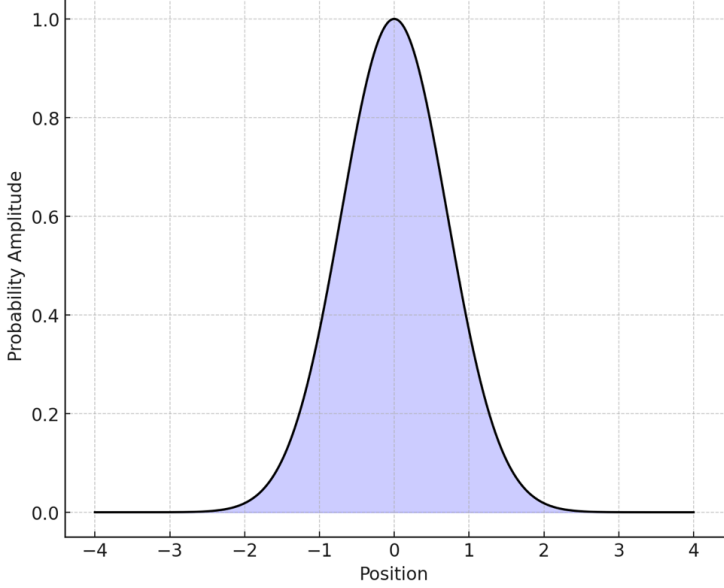
Similarly, Planck length, denoted as  $l_{P}$ , is the smallest unit of length that can theoretically be meaningfully measured, approximately  $1.62 \times 10^{-35}$  meters. Like Planck time, it is derived from the same fundamental constants ( $c$ ,  $G$ ,  $\hbar$ ). The scale of Planck length is

extraordinarily small, dwarfing even the size of a proton by approximately 20 orders of magnitude . To illustrate this scale, if an atom were magnified to the size of the Earth, a Planck length would be smaller than the head of a pin, roughly the size of a proton .

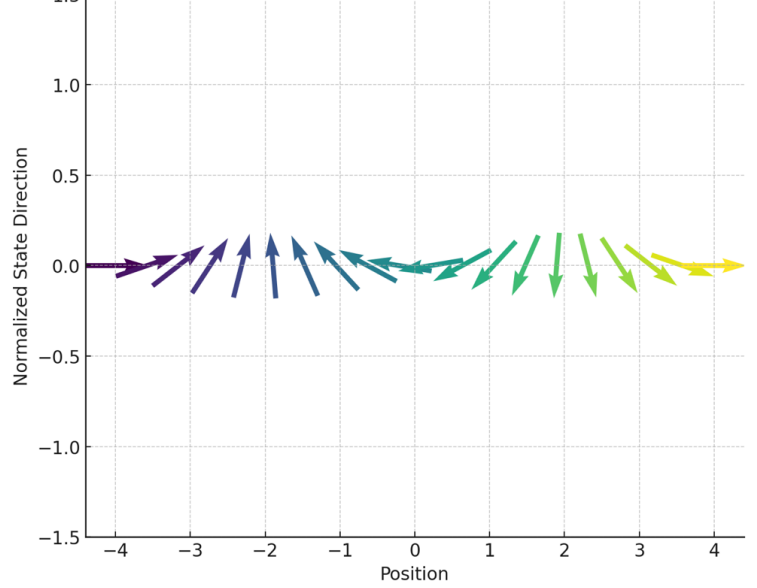
These Planck units, Planck time and Planck length, hold significant relevance to the quantum nature of spacetime. It is theorized that at these incredibly small scales, the smooth, continuous fabric of spacetime as described by Einstein's theory of general relativity may no longer hold true, and the quantum effects of gravity are expected to become dominant . The Planck scale is considered the realm where a unified theory of quantum gravity, which seeks to reconcile quantum mechanics and general relativity, might manifest its effects . String theory and loop quantum gravity, for example, propose that at the Planck length, fundamental strings might exist, or that spacetime itself might be quantized into discrete units . Heisenberg's uncertainty principle also plays a role in defining these limits, suggesting that attempting to measure distances smaller than the Planck length or time intervals shorter than the Planck time would lead to uncertainties that violate the principles of quantum mechanics . Consequently, our current understanding of physics breaks down at these scales, and we cannot describe the universe at times earlier than the Planck epoch, the first  $5.39 \times 10^{-44}$  seconds after the Big Bang . The Planck scale, therefore, represents a critical frontier in physics, potentially holding the key to a more fundamental understanding of reality.

Other Visualizations including Quantum State and Spacetime Curvature:

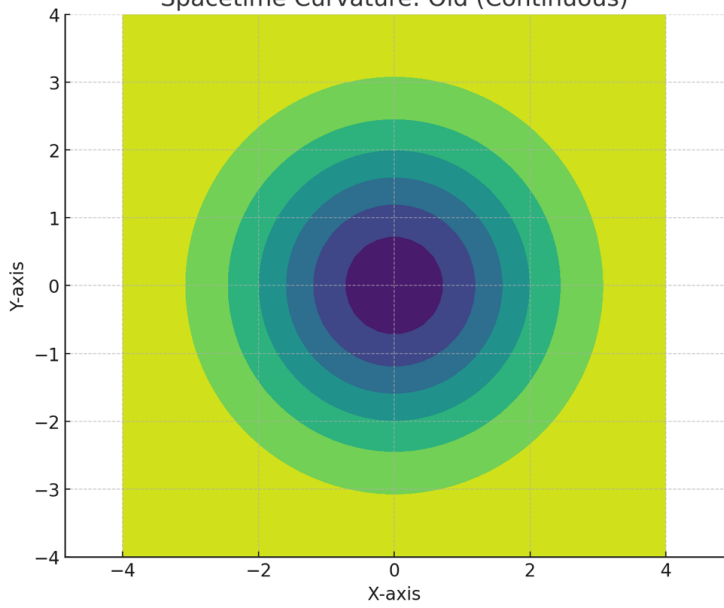
Quantum State: Old (Continuous Wavefunction)



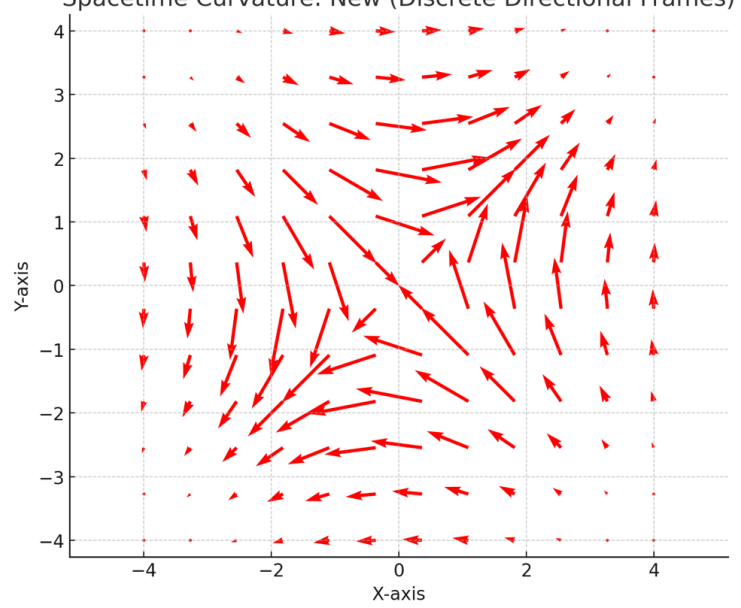
Quantum State: New (Discrete Directional States at Planck Time)



Spacetime Curvature: Old (Continuous)



Spacetime Curvature: New (Discrete Directional Frames)



# Planck-Time Normalized Distance with Speed Change

